



RESEARCH ARTICLE

**Chiral (Asymmetric) Synthesis of Novel Lactams and Study of their  
Antimicrobial Activity**

Pandya KM\*, Patel RJ

Department of Organic Chemistry, Shri A. N. Patel Post Graduate Institute, Anand, Gujarat, India.

Manuscript No: IJPRS/V3/I2/00287, Received On: 31/05/2014, Accepted On: 09/06/2014

**ABSTRACT**

Reaction of the amino acid D-phenylalanine ethyl ester (4) with cinnamaldehyde gave chiral Schiff base 5, which underwent an asymmetric Staudinger [2+2] cycloaddition reaction with phthalimidoacetyl chloride to give the monocyclic  $\beta$ -lactam 6 as a single stereoisomer. Ozonolysis of 6 followed by reduction with lithium aluminum tri(tert-butoxy) hydride afforded the hydroxymethyl  $\beta$ -lactam 8. Treatment of 8 with methansulfonyl chloride gave the mesylated monocyclic  $\beta$ -lactam 9, which was converted to the bicyclic  $\beta$ -lactam 10 upon treatment with 1, 8-diazabicyclo[5.4.0] undec-7-ene (DBU). Deprotection of the phthalimido group in  $\beta$ -lactams 6 and 10 by methylhydrazine and subsequent acylation of the free amino  $\beta$ -lactams with different acyl chlorides in the presence of pyridine afforded mono and bicyclic  $\beta$ -lactams 14a-d and 15a-d respectively. The compounds prepared were tested against *Escherichia coli*, *Staphilococcus citrus*, *Klebsiella pneumanie* and *Bacillus subtilis*. Some of these compounds showed potential antimicrobial activities.

**KEYWORDS**

D-Phenylalanine, Asymmetric Induction, Chiral Schiff Base, DBU, Antimicrobial.

**INTRODUCTION**

The  $\beta$ -lactam skeleton is the key structural element of the most widely used class of antimicrobial agents, the  $\beta$ -lactam antibiotics<sup>1</sup>. Among the various methods for constructing this pharmaceutically important four-membered ring, the ketene-imine cycloaddition, also known as the Staudinger reaction<sup>2</sup> has provided useful and economical entries to  $\beta$ -lactams, mainly due to the ready availability of both Schiff bases and ketenes<sup>3</sup>. The asymmetric syntheses of  $\alpha$ -amino  $\beta$ -lactams can be divided into five categories: a) asymmetric induction from the imine component; b) asymmetric induction from the ketene component; c) double stereo differentiating cycloadditions;

d) carbacephem intermediates and e) 2-oxaisocephems and 2-isocephems<sup>1</sup>. The asymmetric induction in the reaction of a chiral ketenes with chiral imines has been effected from imines derived from chiral aldehydes and achiral amines and also from imines derived from chiral amines and achiral aldehydes. Although it is believed that the former case is better for diastereoselectivity, it has been reported that the reaction of the imine derived from D-glucosamine and cinnamaldehyde with phthalimidoacetyl chloride and triethylamine furnished the  $\beta$ -lactam 1 as a single isomer<sup>4</sup>. It has also been found that the imine derived from the amino acid D-threonine upon treatment with azidoacetyl choride and triethylamine affords  $\beta$ -lactams 2 and 3 in a 95:5 stereoisomeric ratio<sup>5</sup>. Gunda has reported the use of imines derived from chiral amines in  $\beta$ -lactam syntheses giving

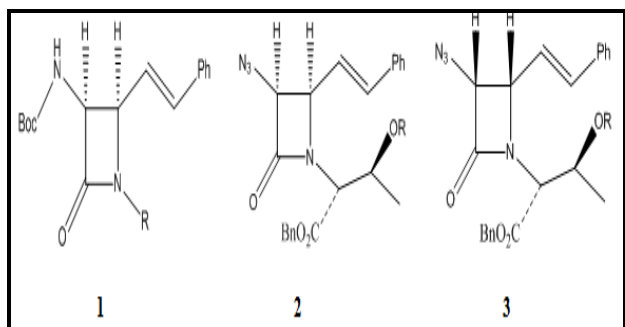
\*Address for Correspondence:

Keyur M. Pandya

Department of Organic Chemistry, Shri A. N. Patel Post Graduate Institute, Anand, Gujarat, India.

E-Mail Id: [kingkay87@rediffmail.com](mailto:kingkay87@rediffmail.com)

various degrees of diastereoselectivity<sup>6</sup>. The reaction of fluoroacetyl chloride with the imine derived from p-anisidine and D-glyceraldehyde acetonide afforded the corresponding cis  $\beta$ -lactam as a single diastereomer<sup>7</sup>. High levels of asymmetric induction in reactions between Evans-Sjogren ketenes and imines derived from (R)- and (S)- $\alpha$ -amino acid esters have been reported<sup>8</sup>.



Hashimoto and his coworkers have used chiral imines derived from erythro 2-methoxy-1,2-diphenylethylamine and aromatic aldehydes to prepare  $\beta$ -lactams in good yields with high diastereoselectivity<sup>9</sup>. Recently, high levels of asymmetric induction have also been reported for monocyclic  $\beta$ -lactam formation<sup>10-11</sup>. Thus, we decided to synthesize some diastereoselective mono and bicyclic  $\beta$ -lactams using the asymmetric induction by the imine component and their antimicrobial activities against some pathogenic microorganisms have been tested.

## EXPERIMENTAL

### General

Melting points were determined in open capillary tubes in a Buchi 510 circulating oil apparatus and are uncorrected. Infrared spectra were recorded on a Perkin Elmer 781 spectrophotometer. <sup>1</sup>H-NMR spectra were recorded at room temperature for CDCl<sub>3</sub> solutions, (unless otherwise stated) on a Jeol JNM-EX 90A FT NMR and Bruker Avance DPX 250 MHz spectrometers using tetramethylsilane as an internal standard. All chemical shifts are reported as  $\delta$  values (ppm). Mass spectra were obtained on a GCMS-QP 1000 EX mass spectrometer (70 eV). The

microorganism strains used in this study were  $\beta$ -lactam sensitive ones.

### Ethyl $\alpha$ -amino-(N-cinnamylidene)- $\beta$ -phenyl propionate (5)

A mixture of cinnamaldehyde (1.50 ml, 10.00 mmol), D-phenylalanine ethyl ester (4, 2.00 g, 10.00 mmol), triethylamine (1.01 g, 10.00 mmol), and Na<sub>2</sub>SO<sub>4</sub> (10.00g, 72.40 mmol) in dry methylene chloride (40.00 mL) was refluxed for 5 hours. The resulting mixture was filtered and washed with H<sub>2</sub>O (3 x 30 mL). The organic layer was separated and dried (Na<sub>2</sub>SO<sub>4</sub>). Evaporation of the solvent under reduced pressure gave the chiral Schiff base 5 as a solid which was recrystallized from ethanol (2.50 g, 81 %); m.p.130-132°C; <sup>1</sup>H-NMR: 1.30 (3H, t, CH<sub>3</sub>), 3.45 (2H, d, PhCH<sub>2</sub>), 4.34 (2H, q, OCH<sub>2</sub>CH<sub>3</sub>), 4.40 (1H, t, CHCO<sub>2</sub>Et), 5.85 (1H, d, J=15Hz, PhCH=CH), 6.45 (1H, dd, J=15Hz, PhCH=CHCH), 7.20-7.40 (10H, m, 2Ph), 8.30 (CH=N); IR (KBr) (cm<sup>-1</sup>): 1640 (C=N), 1740 (COOEt); MS (m/z): 307 (M<sup>+</sup>), 235 (M-COOEt), 193 (M- PhCH=CHCH=N), 104 (PhCH<sub>2</sub>CH), 91 (PhCH<sub>2</sub>), 77 (Ph); Anal. Calc. for C<sub>20</sub>H<sub>21</sub>NO<sub>2</sub>: C, 78.15; H, 6.98; N, 4.56%; found: C, 78.20; H, 6.80; N, 4.60%

### N-( $\alpha$ -Carboethoxy- $\beta$ -phenylethyl)-3-phthalimido-4-styryl-2-azetidinone (6)

To a solution of chiral Schiff base 5 (3.07 g, 10.00 mmol) and triethylamine (1.01 g, 10.00 mmol) in dry methylene chloride (70 mL) at -10°C was added phthalimidoacetyl chloride (3.00 g, 15.00 mmol) in dry methylene chloride (30.00 mL) dropwise. After the addition was complete, the solution was stirred at room temperature for 24 hours, then the reaction mixture was washed with water (3 x 30 mL). The organic layer was separated and dried (Na<sub>2</sub>SO<sub>4</sub>), filtered and the solvent was evaporated under reduced pressure to give the  $\beta$ -lactam 6 as a solid that was recrystallized (from ethanol) in 70% yield; m.p. 152-154°C; <sup>1</sup>H-NMR: 1.30 (3H, t, CH<sub>3</sub>), 3.45 (2H, d, PhCH<sub>2</sub>), 4.34 (2H, q, OCH<sub>2</sub>CH<sub>3</sub>), 4.40 (1H, t, CHCO<sub>2</sub>Et), 4.48 (1H, dd, J=5.5 Hz, CHCH=CH), 4.60 (1H, s, CHN(CO)<sub>2</sub>), 5.85 (1H, dd, PhCH=CH, J=16 Hz), 6.4 (1H, d, J=12 Hz, PhCH=CH), 7.20

(5H, m, PhCH<sub>2</sub>), 7.40 (5H, m, PhCH=CH), 7.76 (4H, m, C<sub>6</sub>H<sub>4</sub>(CO)<sub>2</sub>N), IR (KBr) (cm<sup>-1</sup>), 1780 (β-lactam CO), 1740 (CO<sub>2</sub>Et), 1730, 1770 (phthalimido CO); MS (m/z): 494 (M<sup>+</sup>), 421 (M<sup>+</sup>-CO<sub>2</sub>Et), 308 (M<sup>+</sup>-COCHPhN), 234 (M<sup>+</sup>-CO<sub>2</sub>Et-COCHC<sub>6</sub>H<sub>4</sub>(CO)<sub>2</sub>N), 146 (C<sub>6</sub>H<sub>4</sub>(CO)<sub>2</sub>N), 104 (PhCH<sub>2</sub>CH), 91 (PhCH<sub>2</sub>); Anal. Calc. for C<sub>30</sub>H<sub>26</sub>N<sub>2</sub>O<sub>5</sub>: C, 72.86; H, 5.30; N, 5.66%; found: C, 72.80; H, 5.20; N, 5.70%

***N*-(α-Carboethoxy-β-phenylethyl)-3-phthalimido-4-formyl-2-azetidinone (7)**

β-Lactam 6 (2.48 g, 5.00 mmol) in dry CH<sub>2</sub>Cl<sub>2</sub> (50 mL) was saturated with N<sub>2</sub> at -78°C, then a mixture of O<sub>3</sub>/N<sub>2</sub> was bubbled in until KI-starch paper showed excess ozone (15 min), which was then removed by passing a stream of N<sub>2</sub> for 10 min. Dimethyl sulfide (0.75 g, 12.00 mmol) was added and the temperature of the solution was allowed to rise to 25 over 1h. The reaction mixture was washed with H<sub>2</sub>O (3 x 40 mL) and with saturated brine (2 x 30 mL). The organic layer was separated and dried (Na<sub>2</sub>SO<sub>4</sub>). Evaporation of the solvent gave a syrup. The oily residue was heated under high vacuum for 20 hours at 50°C to remove benzaldehyde. The product 7 was obtained as a brownish oil (1.89 g, 90%); 1H-NMR: 1.30 (3H, t, CH<sub>3</sub>), 3.45 (2H, d, PhCH<sub>2</sub>), 4.34 (2H, q, OCH<sub>2</sub>CH<sub>3</sub>), 4.5 (1H, t, CHCO<sub>2</sub>Et), 4.75 (1H, dd, J=5.20, CHCHO), 5.30 (1H, d, J=5.30, CHN(CO)<sub>2</sub>), 7.25 (5H, m, PhCH<sub>2</sub>), 7.80 (4H, m, C<sub>6</sub>H<sub>4</sub>(CO)<sub>2</sub>N), 9.62 (1H, d, CHO); IR (CDCl<sub>3</sub>) (cm<sup>-1</sup>): 1790 (β-lactam CO), 1730, 1770 (phthalimido CO), 1760 (CO<sub>2</sub>Et), 1740 (CHO); MS (m/z): 420 (M<sup>+</sup>), 39 (M<sup>+</sup>-CHO), 105 (PhCH<sub>2</sub>CH<sub>2</sub>), 77 (Ph). Anal. Calc. for C<sub>23</sub>H<sub>20</sub>N<sub>2</sub>O<sub>6</sub>: C, 65.71; H, 4.79; N, 6.66%; found: C, 65.80; H, 4.69; N, 6.56%

***N*-(α-Carboethoxy-β-phenylethyl)-3-phthalimido-4-hydroxymethyl-2-azetidinone (8)**

To aldehyde 7 (1.50 g, 3.50 mmol) in tetrahydrofuran (80 mL) at 0°C was added lithium tri(tert-butoxy)aluminium hydride (1.78 g, 7.00 mmol). After stirring under nitrogen for 3h at 0°C, the mixture was acidified with dilute hydrochloric acid (2%) to pH 5 and silica gel

(1.00 g) was added. The suspension was stirred for 10 minutes, filtered and the solvent was evaporated. Ethyl acetate (60 mL) was added to the residue and the organic phase was washed with brine (3 x 30 mL), dried over Na<sub>2</sub>SO<sub>4</sub> and the solvent was evaporated. The crude alcohol 8 was chromatographed on silica gel. Elution with chloroform-ethyl acetate (9:1) afforded 8 as an oil in 60% yield; 1H-NMR: 1.30 (3H, t, CH<sub>3</sub>), 3.45 (2H, d, PhCH<sub>2</sub>), 3.75 (2H, d, CH<sub>2</sub>OH), 4.34 (2H, q, CH<sub>2</sub>CH<sub>3</sub>), 4.40 (1H, t, CHCO<sub>2</sub>Et), 4.65 (1H, br, OH), 4.75 (1H, m, CHCH<sub>2</sub>OH), 5.30 (1H, d, J=5.20, CHCH<sub>2</sub>OH), 7.25 (5H, m, PhCH<sub>2</sub>), 7.80 (4H, m, C<sub>6</sub>H<sub>4</sub>(CO)<sub>2</sub>N); IR (CH<sub>2</sub>Cl<sub>2</sub>) (cm<sup>-1</sup>): 3300-3490 (OH), 1780 (β-lactam CO), 1765, 1720 (phthalimido CO), 1740 (CO<sub>2</sub>Et); MS (m/z) 422(M<sup>+</sup>), 421 (M<sup>+</sup>-1), 407 (M<sup>+</sup>-CH<sub>3</sub>), 236 (M<sup>+</sup>-COCHC<sub>6</sub>H<sub>4</sub>(CO)<sub>2</sub>N), 187 (COCHC<sub>6</sub>H<sub>4</sub>(CO)<sub>2</sub>N), 104 (PhCH<sub>2</sub>CH), 91(PhCH<sub>2</sub>), 77 (Ph); Anal. Calc. for C<sub>23</sub>H<sub>22</sub>N<sub>2</sub>O<sub>6</sub>: C, 65.40; H, 5.25; N, 6.63%; found: C, 65.38; H, 5.30; N, 6.70%.

***N*-(α-Carboethoxy-β-phenylethyl)-3-phthalimido-4-methansulfonyloxymethyl-2-azetidinone (9)**

Methansulfonyl chloride (0.27 g, 2.35 mmol) in CH<sub>2</sub>Cl<sub>2</sub> (3 mL) was added dropwise at -78°C to alcohol 8 (1.00 g, 2.35 mmol) and triethylamine (0.47 g, 4.7 mmol) in dry CH<sub>2</sub>Cl<sub>2</sub> (25 mL). After the addition was complete, the mixture was washed with pH 4.40 buffer (0.20 M, NaH<sub>2</sub>PO<sub>4</sub> solution) and water (2 x 30 mL), dried over Na<sub>2</sub>SO<sub>4</sub> and the solvent was evaporated under reduced pressure. The residue was purified by column chromatography on silica gel. Elution with chloroform gave 9 as an oil in 60% yield; 1H-NMR: 1.30 (3H, t, CH<sub>3</sub>), 2.85 (3H, s, OSO<sub>2</sub>CH<sub>3</sub>), 3.45 (2H, d, PhCH<sub>2</sub>), 3.96 (1H, m, CHCH<sub>2</sub>OSO<sub>2</sub>CH<sub>3</sub>), 4.34 (2H, q, CH<sub>2</sub>CH<sub>3</sub>), 4.40 (1H, t, CHCO<sub>2</sub>Et), 4.80 (1H, d, J=5.2 Hz, CHCHN(CO)<sub>2</sub>), 7.25 (5H, m, PhCH<sub>2</sub>), 7.80 (4H, m, C<sub>6</sub>H<sub>4</sub>(CO)<sub>2</sub>N), IR (CH<sub>2</sub>Cl<sub>2</sub>)(cm<sup>-1</sup>): 1780 (β-lactam CO), 1765, 1725 (phthalimido CO), 1740 (CO<sub>2</sub>Et), 1380, 1180 (SO<sub>2</sub>); MS (m/z): 500 (M<sup>+</sup>), 485 (M<sup>+</sup>-CH<sub>3</sub>), 314 (M<sup>+</sup>-COCHC<sub>6</sub>H<sub>4</sub>(CO)<sub>2</sub>N), 187 (COCHC<sub>6</sub>H<sub>4</sub>(CO)<sub>2</sub>N), 95 (SO<sub>3</sub>CH<sub>3</sub>); Anal. Calc. for C<sub>24</sub>H<sub>24</sub>N<sub>2</sub>O<sub>8</sub>S: C, 57.59; H, 4.83; N, 5.60; S,

6.41%; found: C, 57.65; H, 4.90; N, 5.50; S, 6.50%

**6-Phthalimido-7-oxo-3-phenyl-1-azabicyclo [3.2.0] heptane-2-carboxylic acid ethyl ester (10)**

1,8-Diazabicyclo [5.4.0]undec-7-ene (1.53 g, 10.00 mmol) was added to mesylate  $\beta$ -lactam 9 (2.02 g, 5.00 mmol) in THF-DMF 9:1 (20 mL). The mixture was refluxed for four hours and then the solvent was evaporated. Ethyl acetate (30 mL) was added to the residue and washed with water (2 x 30 mL), dried over  $\text{Na}_2\text{SO}_4$  and the solvent was evaporated under reduced pressure to give the crude product which was chromatographed on silica gel. Elution with 1:1 n-hexane-dichloromethane afforded yellow crystals of 10 in 20% yield, m.p. 97°C; <sup>1</sup>H-NMR: 1.30 (3H, t,  $\text{CH}_3$ ), 2.20 (2H, m,  $\text{CHCH}_2\text{CH}$ ), 3.85-3.90 (2H, m,  $\text{CHCH}_2\text{CH}$ ), 4.30 (2H, q,  $\text{CH}_2\text{CH}_3$ ), 4.60 (1H, d,  $J=16$  Hz,  $\text{NCHCO}_2\text{Et}$ ), 4.95 (1H, d,  $J=5.2$  Hz,  $\text{CH}(\text{CO})_2\text{N}$ ), 7.10 (5H, m, Ph), 7.50-7.80 (4H, m,  $\text{C}_6\text{H}_4(\text{CO})_2\text{N}$ ); IR (KBr) ( $\text{cm}^{-1}$ ): 1780 ( $\beta$ -lactam CO), 1755, 1735 (phthalimido CO), 1720 ( $\text{CO}_2\text{Et}$ ); MS(m/z): 404 ( $\text{M}^+$ ), 389 ( $\text{M}^+-\text{CH}_3$ ), 217 ( $\text{M}^+-\text{COCHC}_6\text{H}_4(\text{CO})_2\text{N}$ ), 187 ( $\text{COCHC}_6\text{H}_4(\text{CO})_2\text{N}$ ), 77 (Ph); Anal. Calc. for  $\text{C}_{23}\text{H}_{20}\text{N}_2\text{O}_5$ : C, 68.31; H, 4.98; N, 6.93%; found: C, 68.40; H, 5.05; N, 6.90%

**General Procedure for dephthaloylation of protected  $\beta$ -lactam 6**

The monocyclic  $\beta$ -lactam 6 (4.94 g, 10.00 mmol) was dissolved in ethanol (25 mL) and methylhydrazine (0.046 g, 10.00 mmol) was added. After refluxing for 2 hours, the reaction mixture was stored overnight and then concentrated to dryness under vacuum. The residue (methylphthalhydrazide) was stirred for 2 hours with 5N HCl (25 mL) and filtered. The aqueous and acid extracts were combined and concentrated hydrochloric acid (3 mL) was added. After 2 hours, the aqueous solution was evaporated to give the  $\beta$ -lactam N-( $\alpha$ -carboethoxy- $\beta$ -phenylethyl)-3-amino-4-styryl-2-azetidinone (12) as a hydrochloride salt (3.09g,

85%); m.p. of the free amino  $\beta$ -lactam 110°C; <sup>1</sup>H-NMR: 1.30 (3H, t,  $\text{CH}_3$ ), 3.45 (2H, d,  $\text{PhCH}_2$ ) 4.34 (2H, q,  $\text{OCH}_2\text{CH}_3$ ), 4.40 (1H, t,  $\text{CHCO}_2\text{Et}$ ), 4.48 (1H, dd,  $J=5.5$  Hz,  $\text{CHCH}=\text{CH}$ ), 4.60 (1H, m,  $\text{CHNH}_2$ ), 5.85 (1H, dd,  $\text{PhCH}=\text{CH}$ ,  $J=16$  Hz), 6.4(1H, d,  $J=12$  Hz,  $\text{PhCH}=\text{CH}$ ), 7.20(5H, m,  $\text{PhCH}_2$ ), 7.40(5H, m,  $\text{PhCH}=\text{CH}$ ); IR (KBr) ( $\text{cm}^{-1}$ ): 3300-3400 ( $\text{H}_2\text{N}$ ), 1780 ( $\beta$ -lactam CO), 1740 (ester CO); MS (m/z): 364 ( $\text{M}^+$ ), 348 ( $\text{M}^+-\text{NH}_2$ ), 307 ( $\text{M}^+-\text{COCHNH}_2$ ), 291 ( $\text{M}^+-\text{CO}_2\text{Et}$ ), 104 ( $\text{PhCH}_2\text{CH}$ ), 91 ( $\text{PhCH}_2$ ); Anal. Calc. for  $\text{C}_{22}\text{H}_{24}\text{N}_2\text{O}_3$ : C, 72.51; H, 6.64; N, 7.69%; found: C, 72.45; H, 6.74; N, 7.75%.

**General Procedure for Acylation of Free Amino  $\beta$ -lactam 12.**

Pyridine (1.50 g, 18.96 mmol) was added to a solution of 12 (1.09 g, 3.00 mmol) followed by dropwise addition of phenylacetyl chloride (0.93 g, 6.00 mmol) in  $\text{CH}_2\text{Cl}_2$  (20 mL). The solution was stirred for 2h. at 25°C, then it was washed successively with 10% HCl, 10%  $\text{NaHCO}_3$  and water, dried ( $\text{MgSO}_4$ ), filtered and the solvent was then evaporated to give the impure amide which was recrystallized from ethanol to give N-( $\alpha$ -carboethoxy- $\beta$ -phenylethyl)-3-phenylacetylamino-4-styryl-2-azetidinone (14b, 3.86g, 80%); m.p. 95°C; <sup>1</sup>H-NMR: 1.30 (3H, t,  $\text{CH}_3$ ), 3.45 (2H, d,  $\text{PhCH}_2$ ), 3.50 (2H, s,  $\text{PhCH}_2\text{CO}$ ), 4.34 (2H, q,  $\text{OCH}_2\text{CH}_3$ ), 4.40 (1H, t,  $\text{CHCO}_2\text{Et}$ ), 4.48 (1H, dd,  $J=5.5$  Hz,  $\text{CHCH}=\text{CH}$ ), 4.60 (1H, s,  $\text{CHNHCO}$ ), 5.85 (1H, dd,  $\text{PhCH}=\text{CH}$ ,  $J=16$  Hz), 6.4 (1H, d,  $J=12$  Hz,  $\text{PhCH}=\text{CH}$ ), 7.20-7.40 (15H, m, 3Ph); IR ( $\text{cm}^{-1}$ ): 3400-3450 (NH), 1775 ( $\beta$ -lactam CO), 1740 (ester CO), 1685 (amide CO); MS (m/z): 482 ( $\text{M}^+$ ), 409 ( $\text{M}^+-\text{CO}_2\text{Et}$ ), 348 ( $\text{M}^+-\text{PhCH}_2\text{CONH}$ ), 307 ( $\text{M}^+-\text{PhCH}_2\text{CONHCHCO}$ ), 91 ( $\text{PhCH}_2$ ); Anal. Calc. for  $\text{C}_{30}\text{H}_{30}\text{N}_2\text{O}_4$ : C, 74.67; H, 6.27; N, 5.80%; found: C, 74.75; H, 6.20; N, 5.90%.

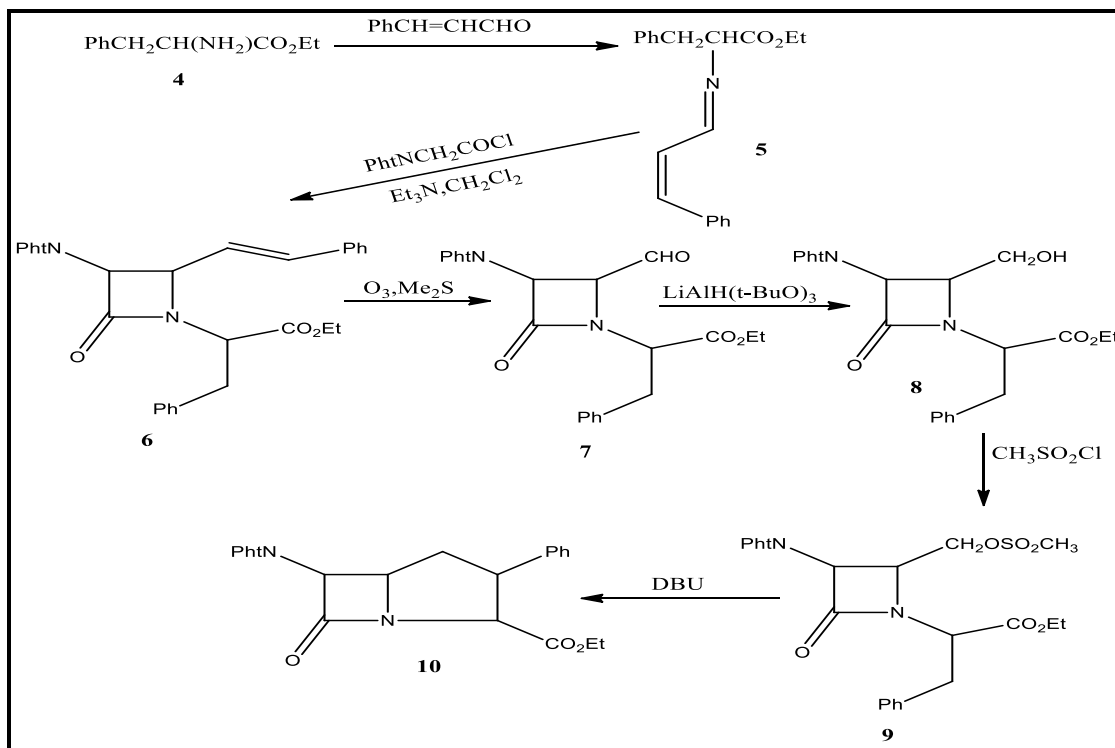
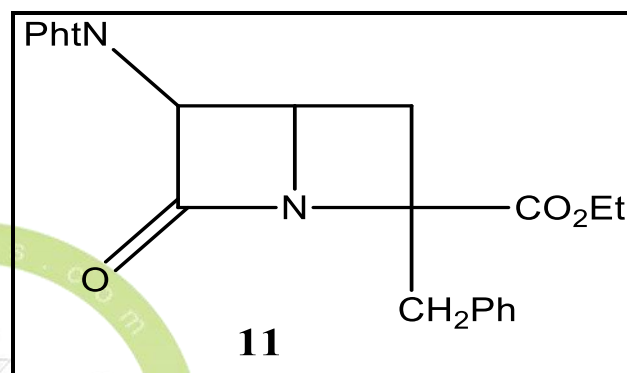
Compounds **14a**, **14c**, **14d** and **15a-d** were treated identically and their spectra were similar, except for the expected variations due to the amide side chains.

## RESULTS AND DISCUSSION

D-Phenylalanine ethyl ester (4) was reacted with cinnamaldehyde in dry dichloromethane according to a reported method to afford the chiral imine phenylalanine (N-cinnamylidene) ethyl ester (5) in 85% yield<sup>12</sup>. A solution of phthalimidoacetyl chloride was slowly added at  $-10^{\circ}\text{C}$  to a solution of chiral Schiff base 5 and triethylamine in dry methylene chloride. This method of addition produced the cis  $\beta$ -lactam 6 as a single stereoisomer in 80% yield<sup>13-16</sup>. The expected cis-configuration of 6 was confirmed by  $^1\text{H-NMR}$ , which showed a characteristic coupling constant of about 5 Hz for the  $\beta$ -lactam protons<sup>17-18</sup>. Ozonolysis of  $\beta$ -lactam 6 at  $-78^{\circ}\text{C}$  afforded the formyl  $\beta$ -lactam 7 in 90% yield. The formyl  $\beta$ -lactam was reduced to the 4-hydroxymethyl  $\beta$ -lactam 8 in 60% yield by treatment with lithium tri(*tert*-butoxy)aluminium hydride in dry THF. Mesylation of 8 with methanesulfonyl chloride and triethylamine at  $-78^{\circ}\text{C}$  in dichloromethane gave  $\beta$ -lactam 9. The mesyl  $\beta$ -lactam 9 was treated with 1,5-diazabicyclo[5.4.0]undec-5-ene

(DBU) in 9:1 THF-DMF at reflux temperature for four hours to give 6-phthalimido-7-oxo-3-phenyl-1-azabicyclo[3.2.0]heptane-2-carboxylic acid ethyl ester (10) as a yellow solid in 20% yield (Scheme 1).

Although the  $\alpha$ -hydrogen in the  $\text{NCHCO}_2\text{Et}$  group of 9 is more acidic than the benzylic hydrogens, the abstraction of benzylic hydrogen leads to the formation of five-membered ring which is thermodynamically more stable than the fused four-membered ring 11 that would result from the alternate cyclization.



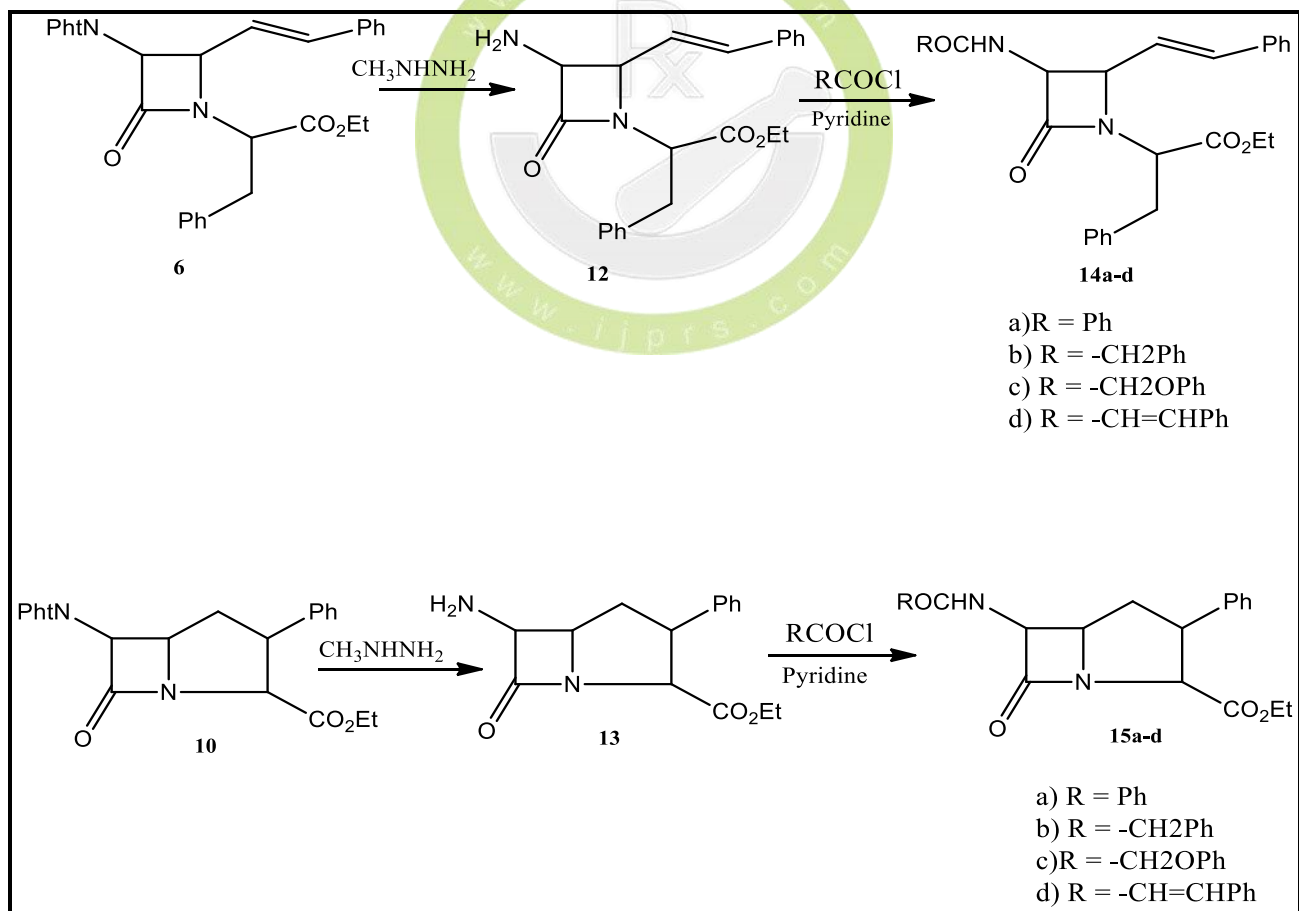
Scheme 1

In addition, the absence of a singlet peak for the benzylic protons in  $^1\text{H-NMR}$  spectrum of **11** confirms the formation of bicyclic  $\beta$ -lactam **10**. The IR spectrum showed the  $\beta$ -lactam carbonyl absorption at  $1780\text{ cm}^{-1}$  for **10** which has increased a little due to fusing two rings and subsequently the amide resonance is lowered. We next turned to the deprotection of the phthalimido protecting groups of  $\beta$ -lactams **6** and **10** (Scheme 2). Among the different methods available for this kind of deprotection, the one using methylhydrazine worked best in this case<sup>19-22</sup> and a significant improvement in the yield and in the ease of isolation of the free amino  $\beta$ -lactam is noted when methylhydrazine is employed instead of the usual hydrazine. This is due to the decreased acidity of the by-product N-methylphthalhydrazide with respect to phthalhydrazide and hence no complex is formed with the free amine.

Consequently there is no need to heat or for acid treatment of the reaction mixture. N-methylphthalhydrazide separates from a chloroform solution of the methylhydrazine-phthalisoimide adduct leaving the free amine in solution. Therefore the methylhydrazine method is most suitable for sensitive substrates<sup>21</sup>. Upon treatment with methylhydrazine,  $\beta$ -lactams **6** and **10** were converted to free amino  $\beta$ -lactams **12** and **13** respectively. Treatment of these mono and bicyclic  $\beta$ -lactams with benzoyl, phenoxyacetyl, cinnamoyl and phenylacetyl chloride in the presence of pyridine afforded  $\beta$ -lactams **14a-d** and **15a-d** in moderate yields.

### Biological Screening Antimicrobial Activity Tests

The antimicrobial activity test was performed using the disk diffusion method<sup>23</sup>



Scheme 2

Table 1: Results of antimicrobial activity tests of the synthetic monocyclic and bicyclic  $\beta$ -lactams

Compound No.	Microorganism			
	<i>B. Subtilis</i>	<i>K. Pneumoniae</i>	<i>E. coli</i>	<i>S. citrus</i>
Ampicillin	+++	+++	+++	+++
Gentamycin	+++	+++	+++	+++
6	+++	-	-	++
7	-	-	-	-
8	-	-	-	-
10	-	-	-	-
14a	-	-	-	-
14b	+++	-	-	++
14c	+++	-	-	++
14d	-	-	-	-
15a	-	-	-	-
15b	-	-	-	-
15c	-	-	-	-
15d	-	-	-	-

using ampicillin and gentamycin as the reference compounds. Some of the prepared compounds: **6**, **7**, **8**, **10**, **14a-d** and **15a-d** were tested against one strain each of a Gram positive bacteria (*Staphylococcus citrus*), a Gram negative bacteria (*Escherichia coli*), a Gram negative containing capsule (Klebsiella), and a Gram positive spore (*Bacillus subtilis*). As shown in Table 1, it was found that compounds **6**, **14b** and **14c** were highly active against *Bacillus subtilis* and moderately active against *Staphylococcus citrus*. Other compounds were all inactive against these four pathogenic microorganisms.

**Key to Symbols:** highly active +++ (inhibition zone >12 mm), moderately Active ++ (inhibition zone 9-12 mm). Slightly active +

(inhibition zone 6-9 mm); Inactive - (inhibition zone <6 mm).

#### REFERENCES

- Ojima, I. (2000). *Catalytic Asymmetric Synthesis*; Wiley-VCH: New York, NY, USA, pp. 1–864.
- Houk, K. N., & List, B. (2004). Asymmetric organocatalysis. *Accounts of Chemical Research*, 37(8), 487-487.
- Kočovský, P., Malkov, A. V. (2006). Special Issue on Organocatalysis in organic synthesis. *Tetrahedron*, 62, 255–502.
- List, B., (2007). Special Issue on Organocatalysis. *Chem. Rev.*, 107, 5413–5883.

- Bredig, G., Fiske, P. S. (1912). Durch Katalysatoren bewirkte asymmetrische Synthese. *Biochem. Z.*, 46, 7.
- Marcelli, T., Hiemstra, H. (2010). Cinchona Alkaloids in Asymmetric Organocatalysis. *Synthesis*, 8, 1229–1279.
- Yeboah, T. E. M. O., Yeboah, S. O., Singh, G. S. (2011). Recent applications of Cinchona alkaloids and their derivatives as catalysts in metal-free asymmetric synthesis. *Tetrahedron*, 67, 1725–1762.
- Chauhan, P., Chimni, S. S. (2012). Aromatic hydroxyl group - A hydrogen bonding activator in bifunctional asymmetric organocatalysis. *RSC Adv.*, 2, 737–758.
- Poulsen, T. B., & Jørgensen, K. A. (2008). Catalytic Asymmetric Friedel–Crafts Alkylation Reactions Copper Showed the Way. *Chemical Reviews*, 108(8), 2903–2915.
- You, S. L., Cai, Q., & Zeng, M. (2009). Chiral Brønsted acid catalyzed Friedel–Crafts alkylation reactions. *Chemical Society Reviews*, 38(8), 2190–2201.
- Bandini, M., Umani-Ronchi, A. (2009). *Catalytic Asymmetric Friedel-Crafts Alkylations*; Wiley-VCH: Weinheim, Germany.
- Terrasson, V., Marcia de Figueiredo, R., & Campagne, J. M. (2010). Organocatalyzed Asymmetric Friedel–Crafts Reactions. *European Journal of Organic Chemistry*, 2010(14), 2635–2655.
- Zeng, M., & You, S. L. (2010). Asymmetric Friedel–Crafts alkylation of indoles: the control of enantio- and regioselectivity. *Synlett*, 2010(09), 1289–1301.
- Chauhan, P., & Chimni, S. S. (2012). Aromatic hydroxyl group - A hydrogen bonding activator in bifunctional asymmetric organocatalysis. *RSC Advances*, 2(3), 737–758.
- Zhao, J. L., Liu, L., Gu, C. L., Wang, D., & Chen, Y. J. (2008). Organocatalytic enantioselective Friedel–Crafts alkylation of simple phenols with trifluoropyruvate. *Tetrahedron Letters*, 49(9), 1476–1479.
- Zhang, H., Liao, Y. H., Yuan, W. C., & Zhang, X. M. (2010). Organocatalytic Enantioselective Friedel–Crafts Alkylation of Sesamol with Nitro Olefins. *European Journal of Organic Chemistry*, 2010(17), 3215–3218.
- Deng, J., Zhang, S., Ding, P., Jiang, H., Wang, W., & Li, J. (2010). Facile Creation of 3-Indolyl-3-hydroxy-2-oxindoles by an Organocatalytic Enantioselective Friedel–Crafts Reaction of Indoles with Isatins. *Advanced Synthesis & Catalysis*, 352(5), 833–838.
- Chauhan, P., & Chimni, S. S. (2010). Asymmetric addition of indoles to isatins catalysed by bifunctional modified cinchona alkaloid catalysts. *Chemistry - A European Journal*, 16(26), 7709–7713.
- Xu, X. H., Kusuda, A., Tokunaga, E., & Shibata, N. (2011). Catalyst-free and catalytic Friedel–Crafts alkylations of indoles in Solkane® 365mfc, an environmentally benign alternative solvent. *Green Chemistry*, 13(1), 46–50.
- Chauhan, P., & Chimni, S. S. (2011). Asymmetric Organocatalytic Aza-Friedel–Crafts Reaction of Naphthols with N-Sulfonyl Imines. *European Journal of Organic Chemistry*, 2011(9), 1636–1640.
- Liu, G., Zhang, S., Li, H., Zhang, T., & Wang, W. (2011). Organocatalytic Enantioselective Friedel–Crafts Reactions of 1-Naphthols with Aldimines. *Organic Letters*, 13(5), 828–831.
- Sumiyoshi, T., Tojo, K., Urabe, D., Tobe, M. (2011). Asymmetric synthesis of the 6-cyanoindole derivatives as non-steroidal glucocorticoid receptor modulators using (+)- and (–)-*tert*-butyl 6-cyano-3-[3-ethoxy-1,1,1-trifluoro-2-hydroxy-3-oxopropan-2-yl]-1*H*-indole-1-carboxylate. *Tetrahedron Asymmetry*, 22, 153–160.



23. Guengerich, F. P. (2012). Special Issue on Use of Radioisotope-Labeled Compounds in Drug Metabolism and Safety Studies. *Chem. Res. Toxicol.*, 25, 511–583.
24. Anbarasan, P., Schareina, T., & Beller, M. (2011). Recent developments and perspectives in palladium-catalyzed cyanation of aryl halides: synthesis of benzonitriles. *Chemical Society Reviews*, 40(10), 5049-5067.
25. Török, B., Abid, M., London, G., Esquibel, J., Török, M., Mhadgut, S. C., & Prakash, G. K. (2005). Highly enantioselective organocatalytic hydroxyalkylation of indoles with ethyl trifluoropyruvate. *Angewandte Chemie*, 117(20), 3146-3149.

